


# Disappearing 9-Patch




Start with 9  
5" squares. I put  
a solid color fabric  
in the middle.



With a  $\frac{1}{4}$ " seam,  
sew these blocks  
together.



With a quilting ruler, line up the right edge of the ruler down the middle of the block. Cut along the side of the ruler.




Now, line up the ruler through the center (horizontally) ~ Cut.





This is the way  
the block will look,  
after it is cut.



Turn the cut  
blocks until  
you find a way  
that appeals to  
you.