


Diagonal Disappearing 4-Patch

1.




Step 1: Sew the top and bottom squares together, and the left and right squares together.

2.




Step 2: Sew the purple polka-dot fabric to the light blue fabric, creating a diagonal seam.

3.




Step 3: Trim the edges of the quilt block to the correct size.

4.




Step 4: Trim the edges of the quilt block to the correct size.

5.




Step 5: Trim the edges of the quilt block to the correct size.

6.



7.



8.

